

FRONT ELEVATION

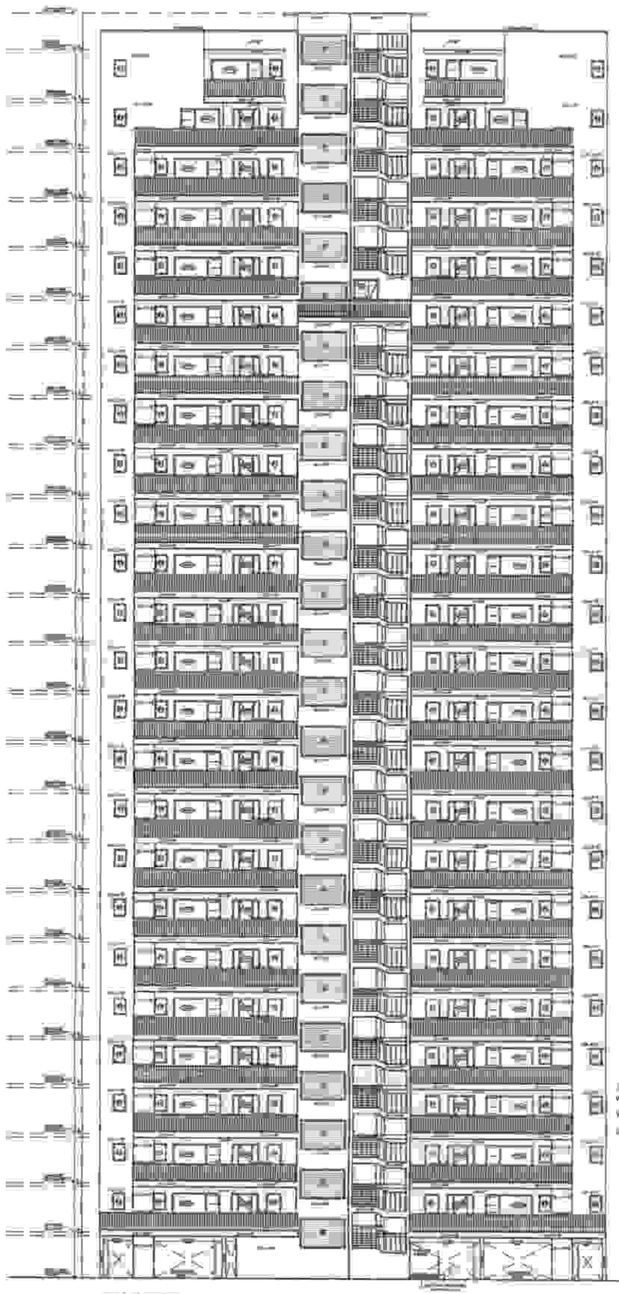

REAR ELEVATION

NOTE:-
-BUILDING IS FULLY SPRINKLED AS PER PROVISION OF NBC 2016.
-BUILDING IS VENTILATED WITH HVAC SYSTEM WITH 24 HOURS BACKUP.
-ALL WINDOWS HAVING ONE OPENABLE PANEL.

PROJECT:-
PROPOSED GROUP HOUSING
"HORIZON BELMONO" BY
HORIZON INFRA STRUCTURE & DEVELOPERS PVT. LTD.
SEC.- 88 , S.A.S. NAGAR

TITLE:-
BLOCK-2A (G+24) 3BHK
FRONT & REAR ELEVATION

ARCHITECT:
A+ D Studio

SCALE: NTS

DWG. NO. -39



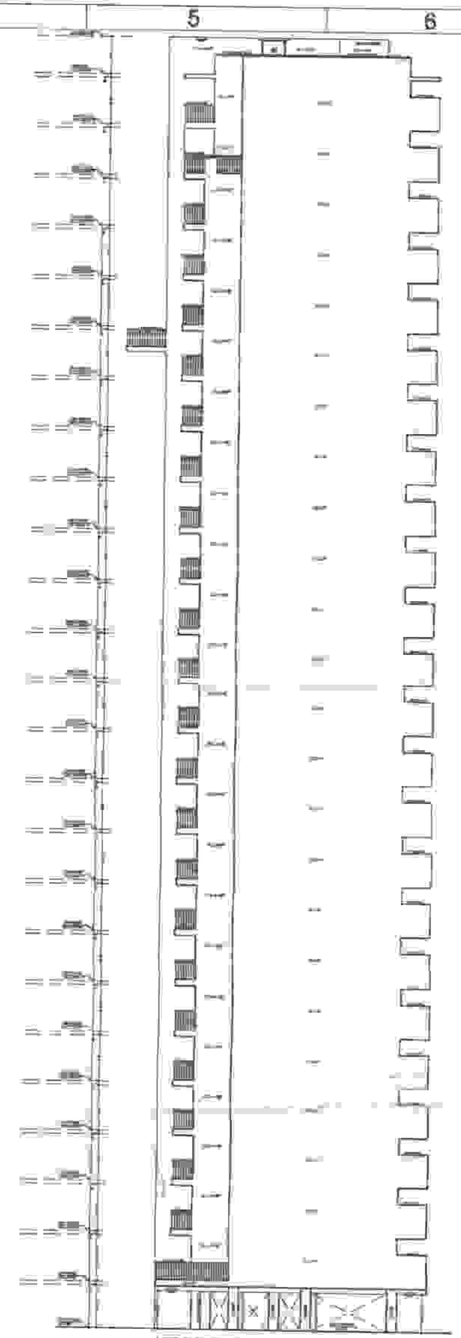

NOTE:-
-BUILDING IS FULLY SPRINKLED AS PER PROVISION OF NBC 2015.
-BUILDING IS VENTILATED WITH HVAC SYSTEM WITH 24 HOURS BACKUP.
-ALL WINDOWS LOUVRE ARE OPENABLE PANEL.

PROJECT :-
PROPOSED GROUP HOUSING
"HORIZON BELMONT" BY
HORIZON INFRASTRUCTURE & DEVELOPERS PVT.LTD.
SITE : 36 , S.A.S. NAGAR

TITLE :-
BLOCK-7A (EAST-WEST)
RIGHT & LEFT ELEVATION

ARCHITECT
A + D Studio

SCALE NTS

DRWG. NO.-40

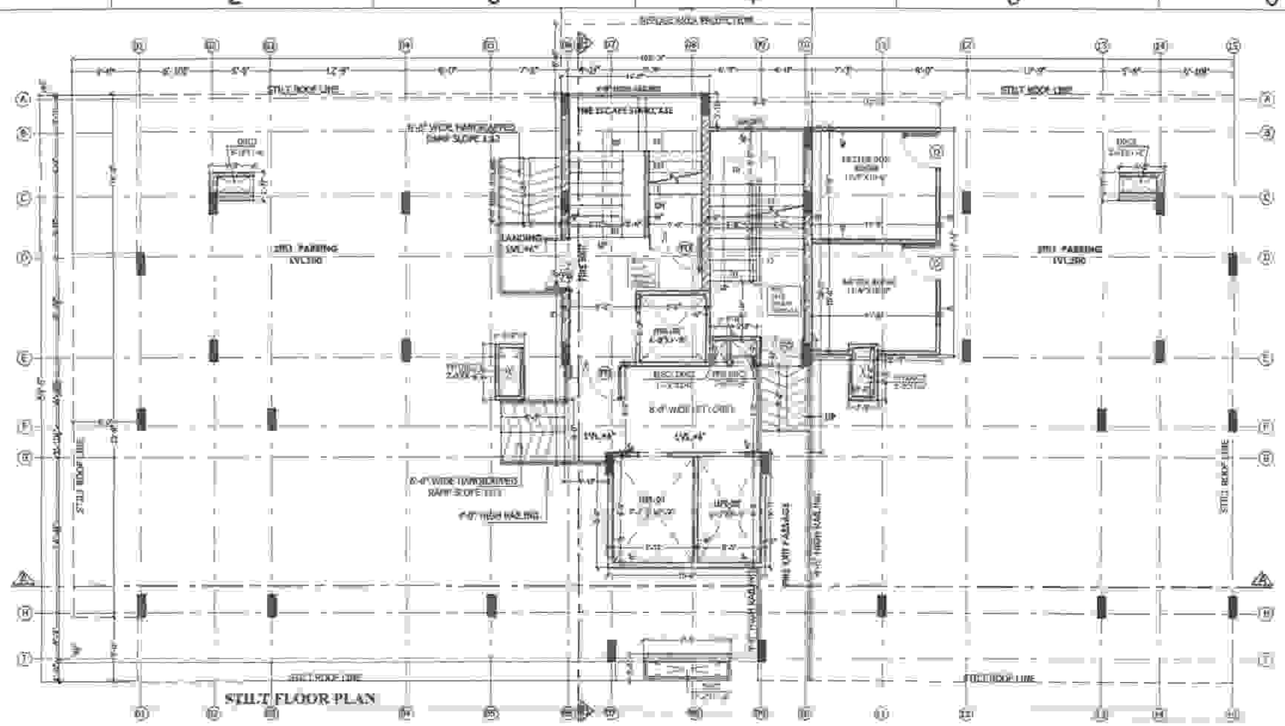

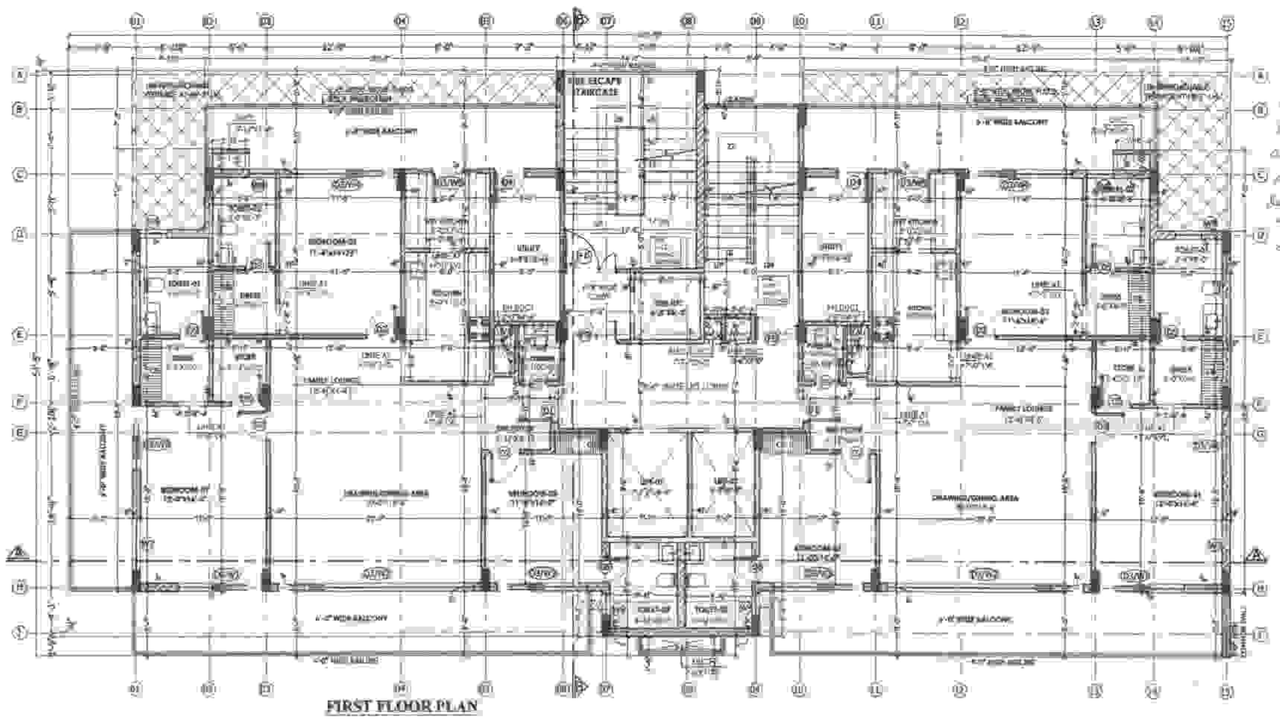

JOINERY SCHEDULE FOR STILT FLOOR

S.NO	NAME	SIZE	TOP LVL	SILL LVL
1.	SD.	4'-0"X7'-0"	7'-0"	±0"
2.	D	3'-6"X7'-0"	7'-0"	±0"

JOINERY SCHEDULE FOR 1st TO 24th FLOOR

S.NO.	NAME	SIZE	TOP LVL	SILL LVL
1.	SD.	4'-0"X8'-0"	8'-0"	±0"
2.	D1	3'-6"X8'-0"	8'-0"	±0"
3.	D2	3'-0"X7'-0"	7'-0"	±0"
4.	D4	3'-0"X8'-0"	8'-0"	±0"
5.	D5	2'-6"X7'-0"	7'-0"	±0"
6.	V1	1'-6"X2'-0"	8'-0"	+6'-0"
7.	W6	1'-6"X3'-6"	8'-0"	+4'-6"
8.	W9	2'-0"X3'-0"	8'-0"	+4'-0"
9.	W7	4'-0"X7'-8"	8'-0"	+4"
DOOR / WINDOW				
10.	D3/W1	3'-0"+5'-0"X7'-8"	8'-0"	+4"
11.	D3/W2	3'-0"+12'-6"X7'-8"	8'-0"	+4"
12.	D3/W3	3'-0"+5'-6"X7'-8"	8'-0"	+4"
13.	D3/W4	3'-0"+6'-0"X7'-8"	8'-0"	+4"
14.	D3/W5	3'-0"+[illegible]"X[illegible]"	8'-0"	+3'-6"
15.	D3/W6	3'-0"+3'-0"X7'-8"	8'-0"	+4"

NOTE:-
-BUILDING IS FULLY SPRINKLED AS PER PROVISION OF NBC 2016.
-BUILDING IS VENTILATED WITH HVAC SYSTEM WITH 24 HOURS BACKUP.
-ALL WINDOWS HAVING ONE OPENABLE PANEL.

PROJECT:-
PROPOSED GROUP HOUSING
"HORIZON BELLMONTE" BY
HORIZON INFRA STRUCTURE & DEVELOPERS PVT. LTD.
SEC.-58, S.A.S. NAGAR

TITLE:-
BLOCK-2B (B+2S) 3BHK
STILT & 1ST FLOOR PLAN

ARCHITECT
A + D Studio

Approved
Drawn

SCALE : NTS
DRG. NO. -42

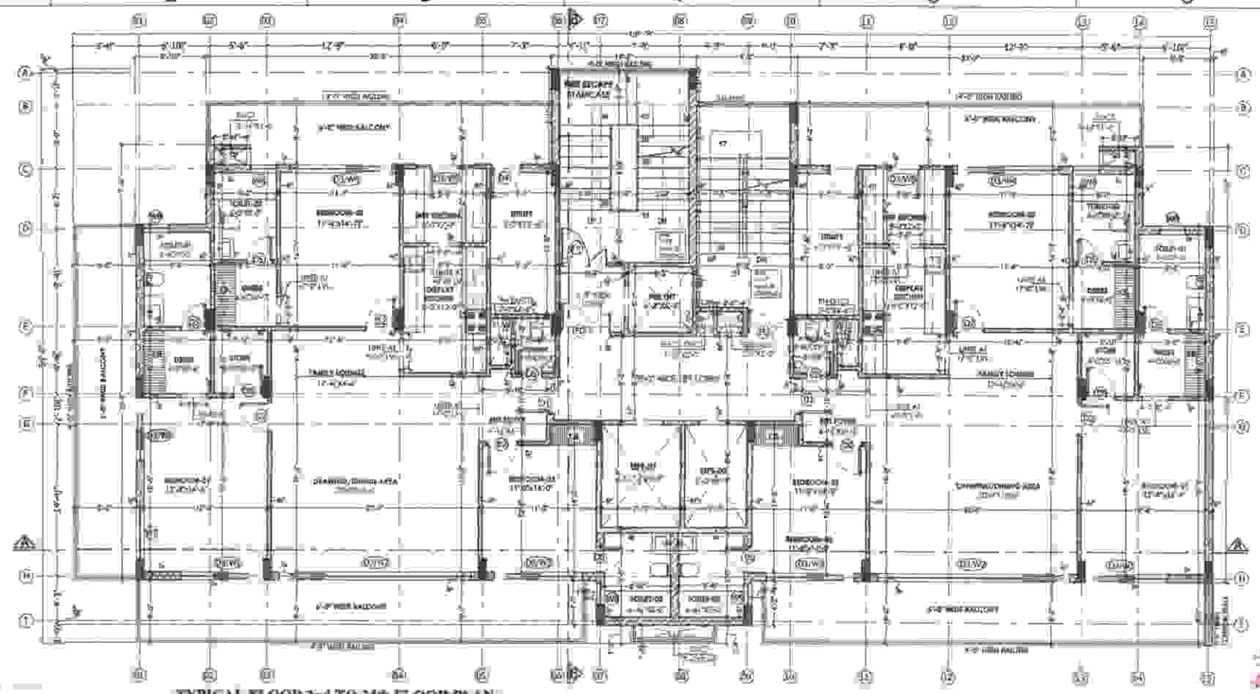

TYPICAL FLOOR 2nd TO 24th FLOOR PLAN

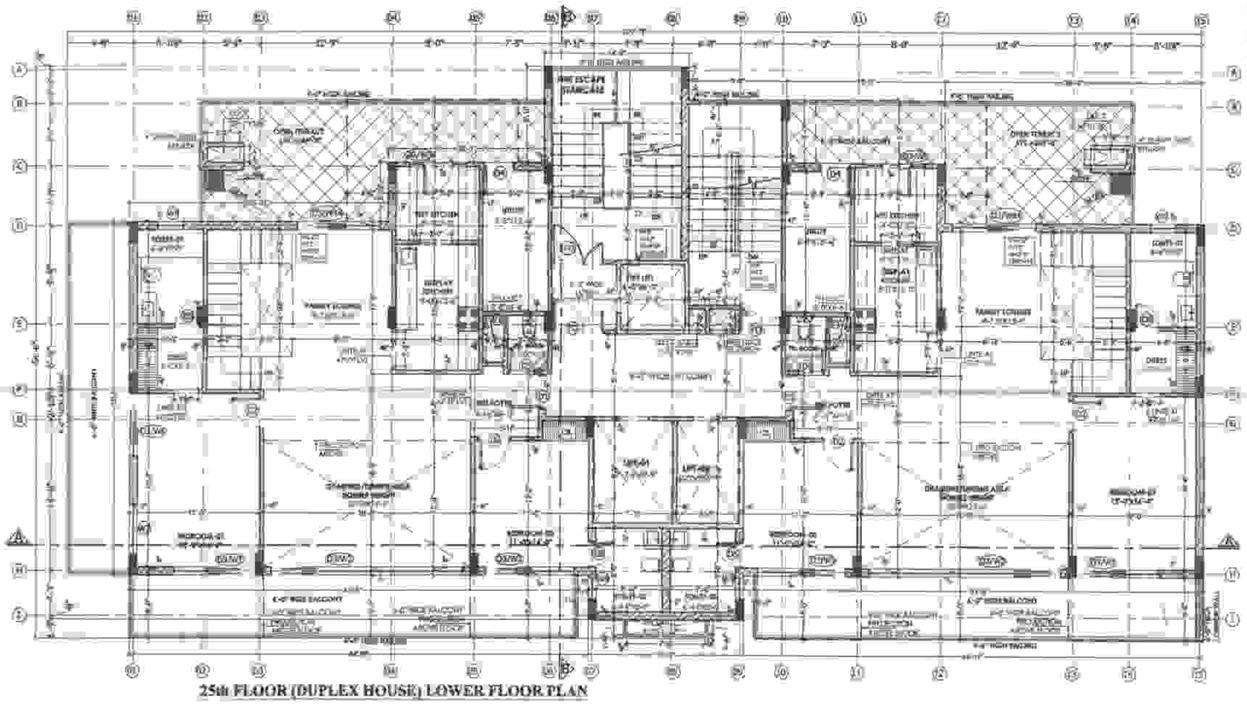

25th FLOOR (DUPLEX HOUSE) LOWER FLOOR PLAN

JOINERY SCHEDULE FOR 25th & 26th FLOOR

S.NO	NAME	SIZE	TOP LVL	CILL LVL
1.	D0.	4'-0"X8'-0"	8'-0"	±0"
2	D1	1'-6"X8'-0"	8'-0"	±0"
3.	D2	3'-0"X7'-0"	7'-0"	±0"
4.	D4	3'-0"X8'-0"	8'-0"	±0"
5.	D5	2'-6"X7'-0"	7'-0"	±0"
6.	W1	1'-6"X2'-0"	8'-0"	+6'-0"
7.	W8	1'-6"X3'-6"	8'-0"	4'-6"
8.	W9	2'-0"X3'-6"	8'-0"	4'-6"
9	W7	4'-0"X7'-6"	8'-0"	+4"
	DOOR WINDOW			
10.	D3/W1	3'-0"+5'-0"X7'-8"	8'-0"	+4"
11.	D3/W2	3'-0"+15'-6"X7'-8"	8'-0"	+4"
12.	D3/W3	3'-0"+3'-6"X7'-8"	8'-0"	+4"
13.	D3/W4A	3'-0"+3'-0"X7'-8"	8'-0"	+4"
14.	D3/W3	0'-0"+4'-0"+4'-0"X7'-8"	8'-0"	+3'-6"
15.	D3/W5A	0'-0"+7'-6" X 7'-8"	8'-0"	+4"
	D3/W6	1'-0"+3'-0"X7'-8"	8'-0"	+4"
	G1	18'-6"X5'-6"	8'-0"	+2'-0"

NOTE:-
-BUILDING IS FULLY SPRINKLED AS PER PROVISION OF NBC 2016.
-BUILDING IS VENTILATED WITH HVAC SYSTEM WITH 24 HOURS BACKUP.
-ALL WINDOWS HAVING ONE OPENABLE PANEL

PROJECT:-
PROPOSED GROUP HOUSING
"HORIZON HELMOND" BY
HORIZON INFRA STRUCTURE & DEVELOPERS PVT. LTD.
SEC.- 66, S.A.S. NAGAR

TITLE:-
BLOCK-2B (B+3B) 3BHK
2nd TO 24th FLOOR PLAN & 25TH FLOOR PLAN (DUPLEX HOUSE LOWER FLOOR)

ARCHITECT: A + D Studio
SCO 116-117, FIRST FLOOR, SEC. 9-A CHANDIGARH, PH. 0172-4651222

Approved
Checked
Date 08/08/2009

SCALE - NTS
DRG. NO. 43

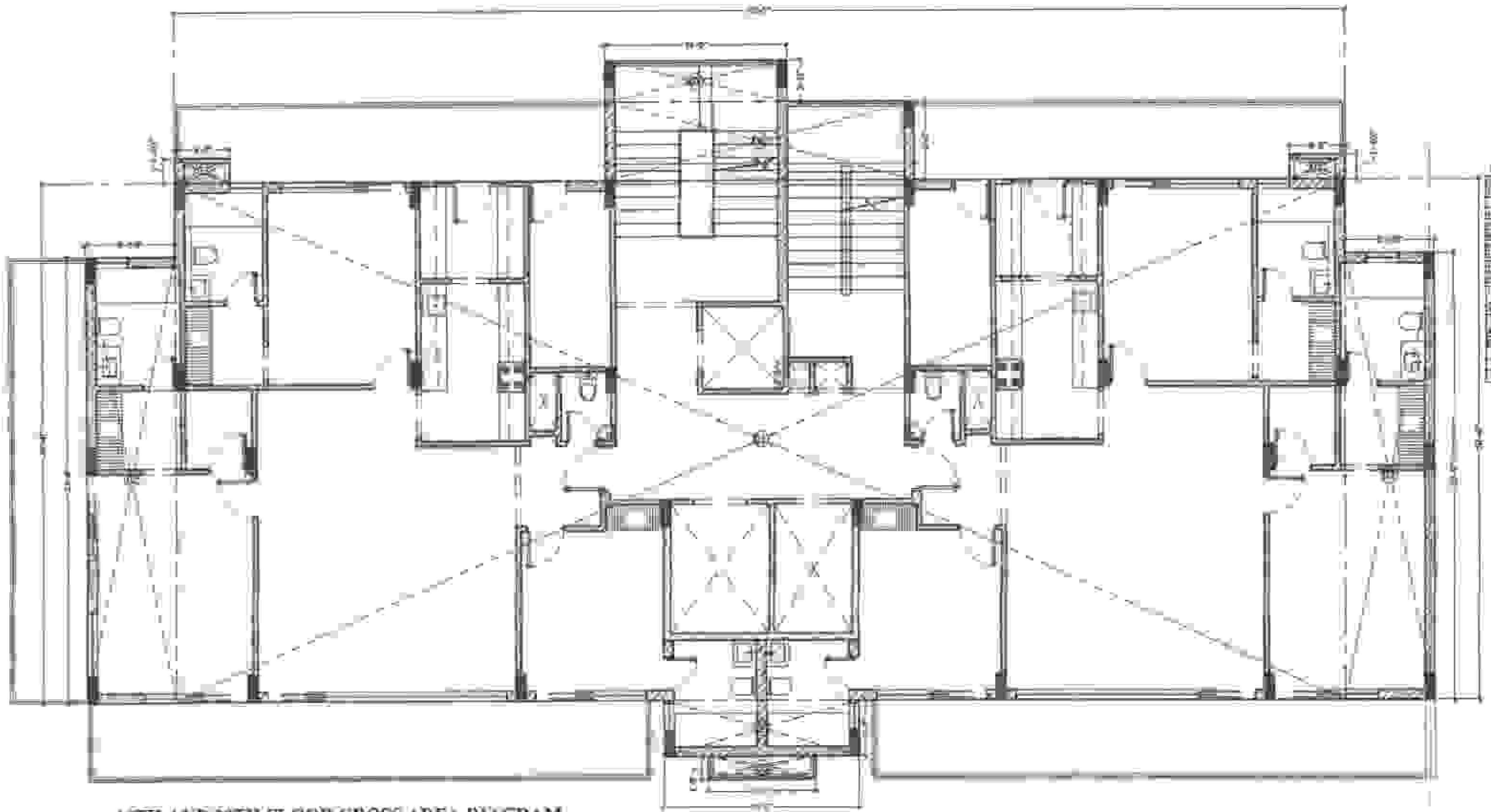

19TH AND 20TH FLOOR GROSS AREA DIAGRAM



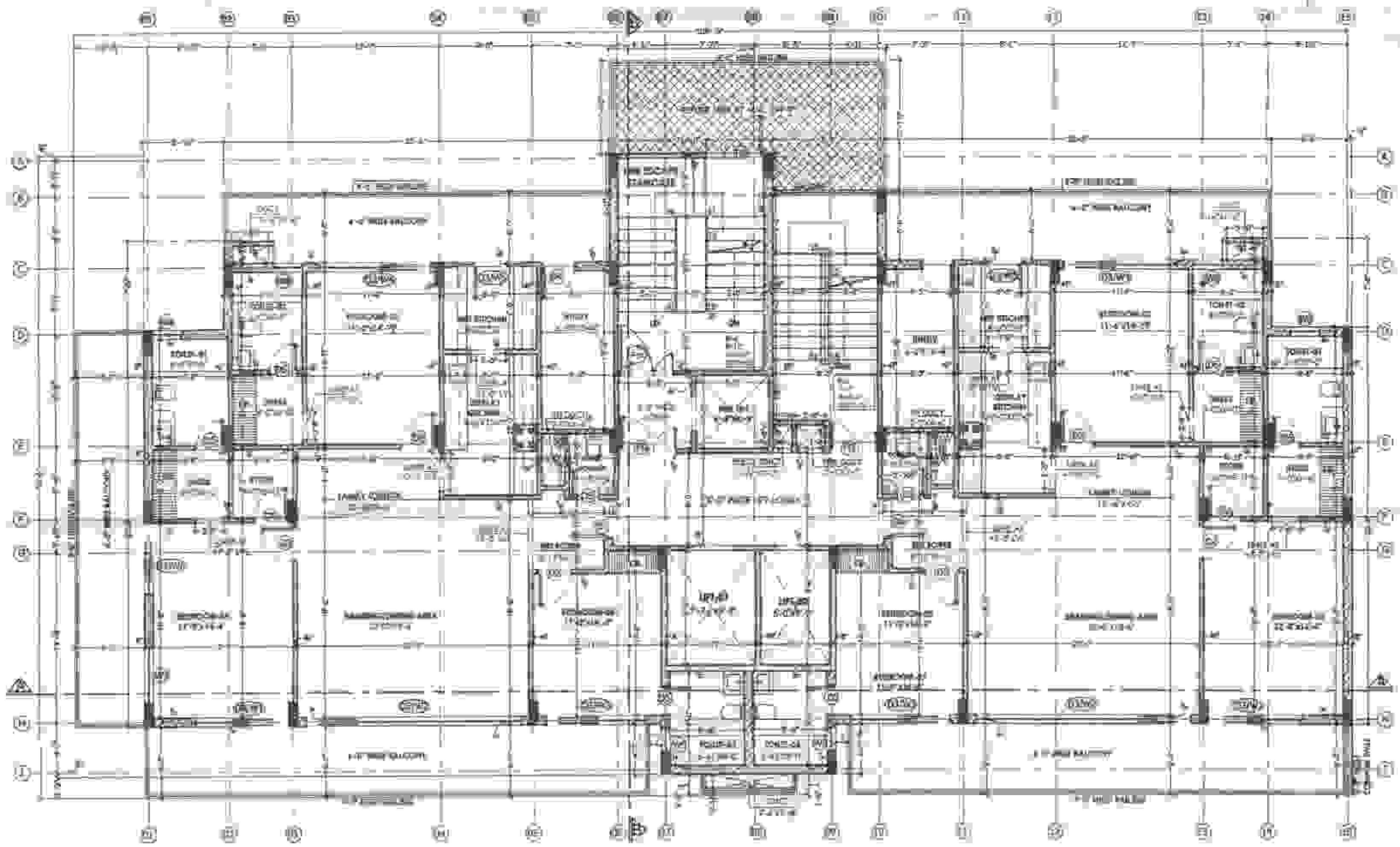

19th FLOOR PLAN (LVL. +189'-3")

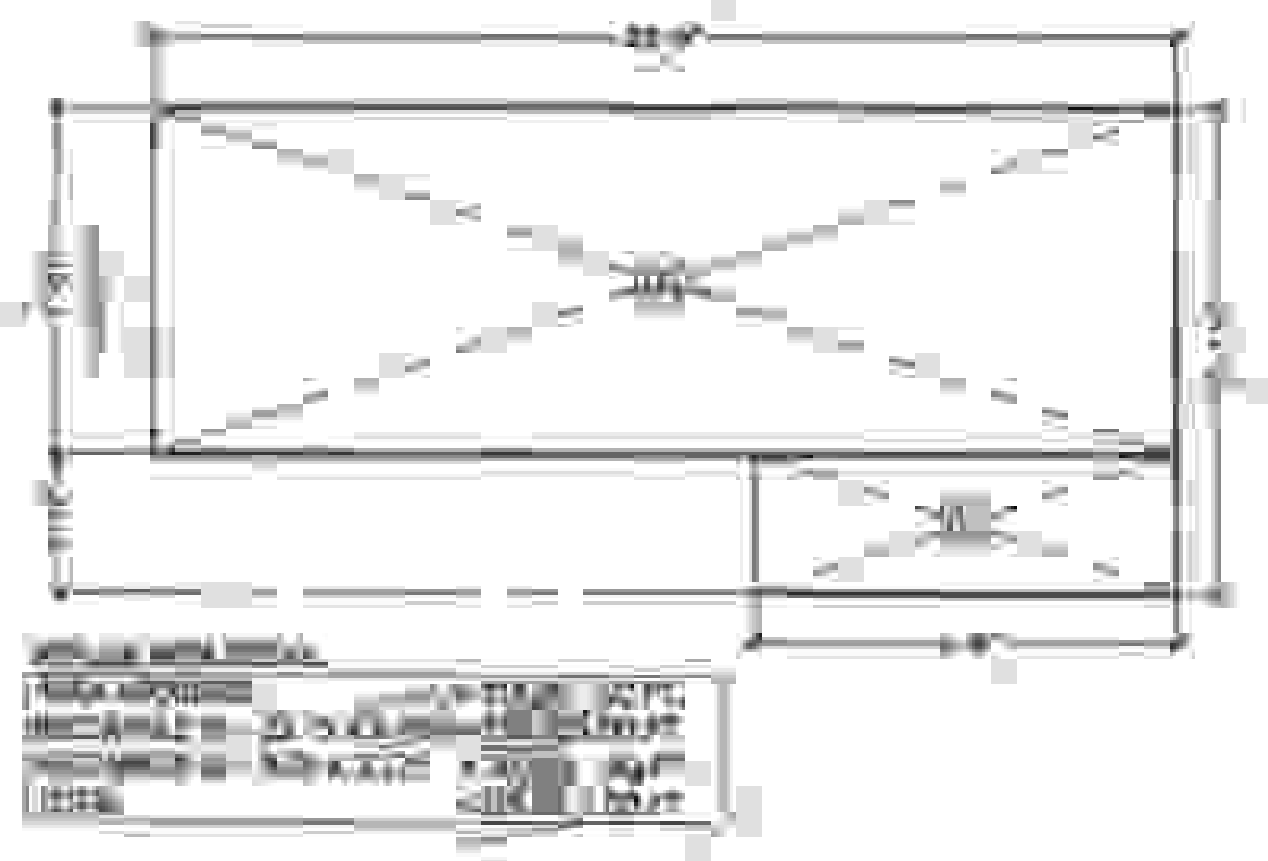

JOINERY SCHEDULE FOR 1st TO 24th FLOOR

S.NO.	NAME	SIZE	TOP LVL	CILL LVL
1.	DS	4'-6"X3'-0"	8'-0"	±0"
2.	D1	3'-0"X8'-0"	8'-0"	±0"
3.	D2	3'-0"X7'-0"	7'-0"	±0"
4.	D4	3'-0"X8'-0"	8'-0"	±0"
5.	D5	2'-6"X7'-0"	7'-0"	±0"
6.	V1	1'-6"X2'-0"	8'-0"	+6'-0"
7.	W8	1'-6"X3'-6"	8'-0"	4'-6"
8.	W9	2'-0"X3'-6"	8'-0"	4'-6"
9.	W7	1'-9"X7'-8"	8'-0"	+4"
DOOR / WINDOW				
10.	D3/W1	3'-0"+5'-0"X7'-8"	8'-0"	+4"
11.	D3/W2	3'-0"+15'-6"X7'-8"	8'-0"	+4"
12.	D3/W3	3'-0"+5'-6"X7'-8"	8'-0"	+4"
13.	D3/W4	3'-0"+6'-0"X7'-8"	8'-0"	+4"
14.	D3/W5	[illegible]	8'-0"	+3'-6"
15.	D3/W6	3'-0"+3'-0"X7'-8"	8'-0"	+4"

NOTE:-
-BUILDING IS FULLY SPRINKLED AS PER PROVISION OF NBC 2016.
-BUILDING IS VENTILATED WITH **HVAC** SYSTEM WITH 24 HOURS BACKUP.
-ALL WINDOWS HAVING ONE OPENABLE PANEL.

Dated 27-03-22

ER. PA[illegible] NARDA

PROJECT:-
PROPOSED GROUP HOUSING,
"HORIZON BELMONT" BY
HORIZON INFRA STRUCTURE & DEVELOPERS PVT. LTD.
SEC - 88 , B.A.S. NAGAR.

TITLE:-
BLOCK-2B (S+25) 3BHK
19TH FLOOR PLAN & REFUSE AREA DETAIL

ARCHITECT | OWNER

A + D Studio

Approved

Drawn

SCALE : NTS

DRG. NO. -43A

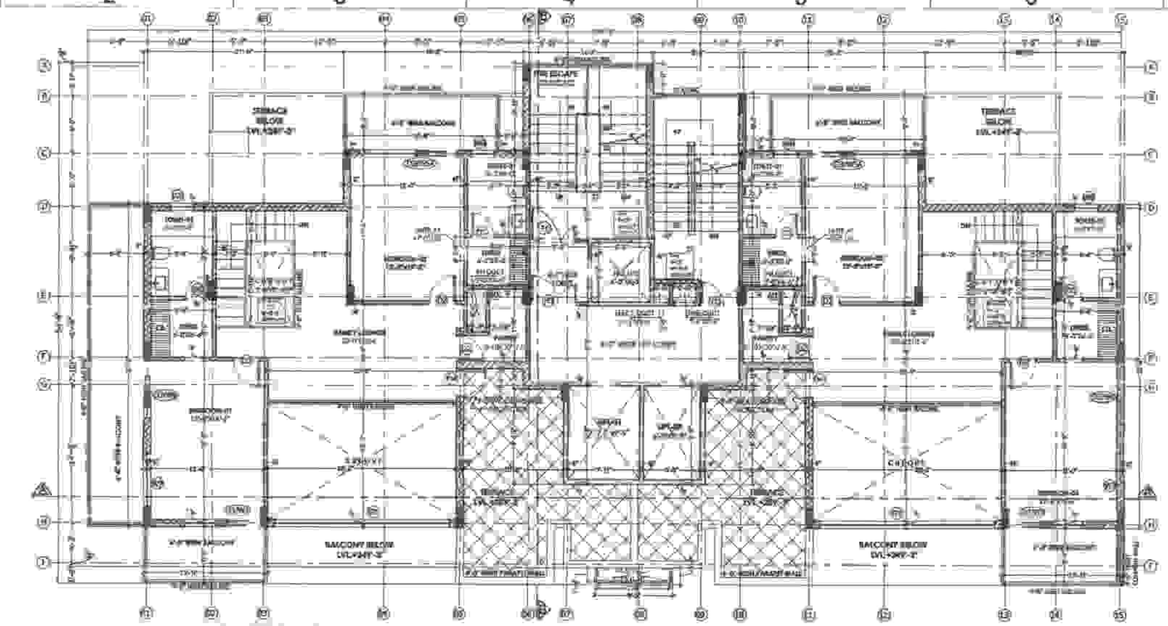

24th FLOOR (DUPLEX HOUSE) UPPER FLOOR PLAN

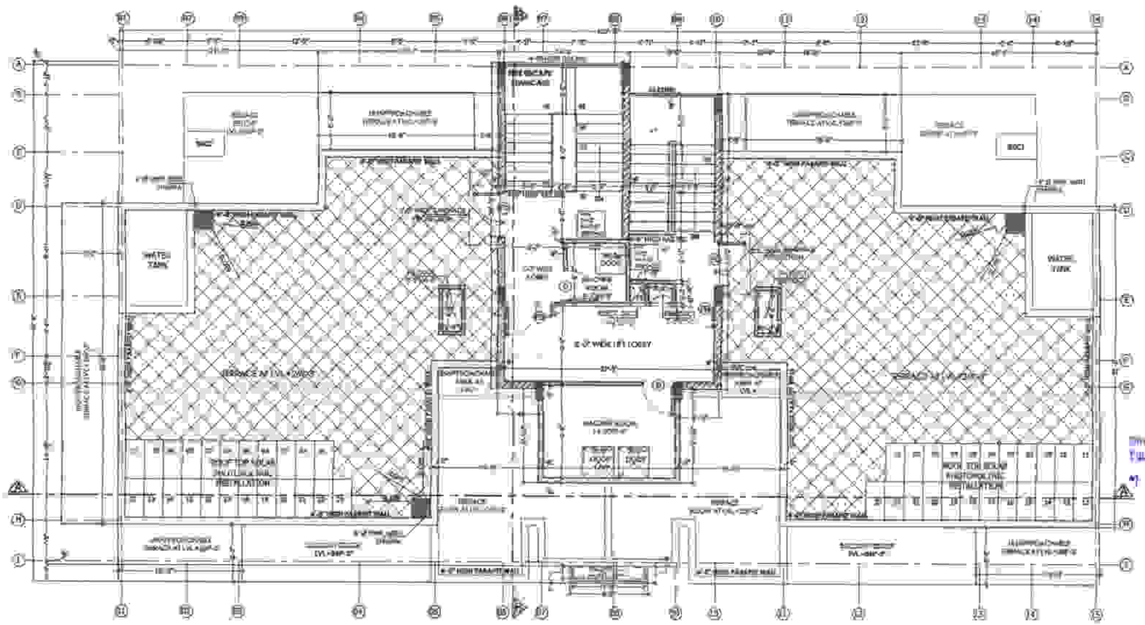

TERRACE PLAN

JOINERY SCHEDULE FOR 25th & 24th FLOOR

S.NO.	NAME	SIZE	TOP LVL	CILL LVL
1.	D1	4'-0"X8'-0"	8'-0"	±0"
2.	D2	3'-0"X8'-0"	8'-0"	±0"
3.	D3	3'-0"X7'-0"	7'-0"	±0"
4.	D4	3'-0"X8'-0"	8'-0"	±0"
5.	D5	3'-6"X7'-0"	7'-0"	±0"
6.	V1	1'-6"X2'-0"	8'-0"	+6'-0"
7.	W1	1'-6"X3'-6"	8'-0"	4'-6"
8.	W2	2'-0"X3'-6"	8'-0"	4'-6"
9.	W7	4'-9"X7'-0"	8'-0"	+4"
	DOOR / WINDOW			
10.	D2/W1	3'-0"+3'-0"X7'-0"	8'-0"	+4"
11.	D2/W2	3'-0"+1'-6"X7'-0"	8'-0"	+4"
12.	D2/W3	3'-0"+3'-0"X7'-0"	8'-0"	+4"
13.	D2/W4A	3'-0"+2'-0"X7'-0"	8'-0"	+4"
14.	D2/W5	2'-0"+4'-0"+4'-0"X8'-0"	8'-0"	+3'-0"
15.	D2/W5A	2'-0"+4'-6"X 7'-0"	8'-0"	+4"
	D2/W6	3'-0"+4'-0"X7'-0"	8'-0"	+4"
	G1	18'-0"X3'-0"	8'-0"	+2'-6"

JOINERY SCHEDULE FOR MUMTY

S.NO.	NAME	SIZE	TOP LVL	CILL LVL
1.	D1.	3'-0"X7'-0"	7'-0"	±0"
2.	D	2'-6"X7'-0"	7'-0"	±0"

NOTE:
-BUILDING IS FULLY SPRINKLED AS PER PROVISION OF NBC 2016.
-BUILDING IS VENTILATED WITH HVAC SYSTEM WITH 24 HOURS BACKUP.
-ALL WINDOWS HAVING ONE OPENABLE PANEL.

PROJECT:-
PROPOSED GROUP HOUSING
"HORIZON HEIGHTS"
BY:
HORIZON INFRA STRUCTURE & DEVELOPERS PVT. LTD.
SEC.-68, S.A.S. NAGAR.

TITLE:-
BLOCK-2B (G+20) 20TH
20TH FLOOR PLAN
(DUPLEX HOUSE UPPER FLOOR)
& TERRACE PLAN

ARCHITECT:
A + D Studio

Approved:
Drawn:

SCALE: NTS
DRG. NO. -44

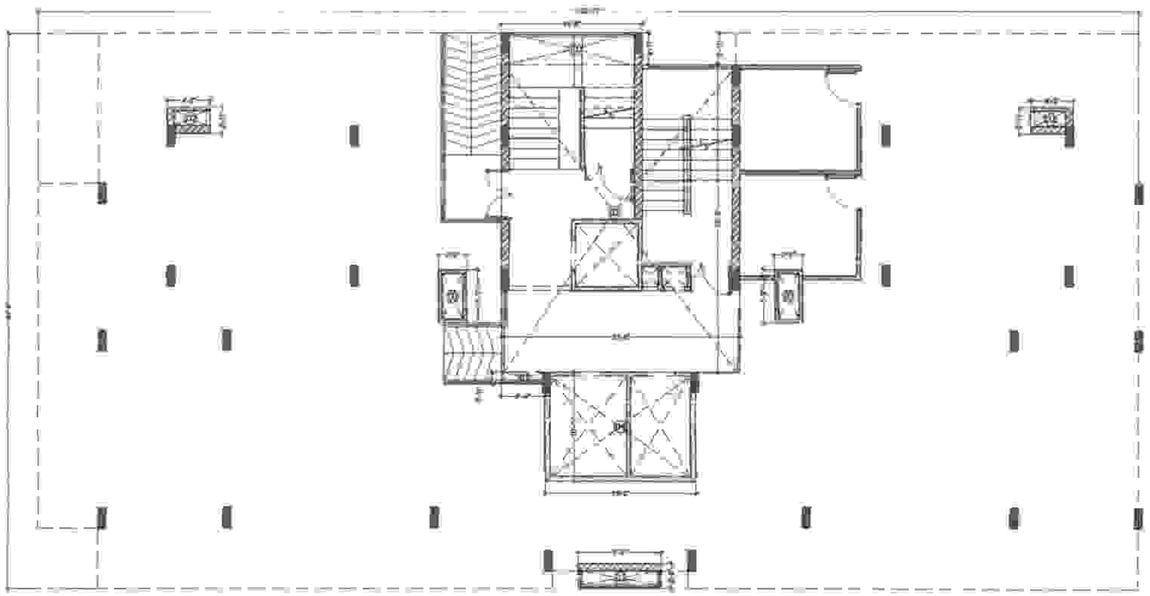

STILT FLOOR F.A.R. AREA DIAGRAM

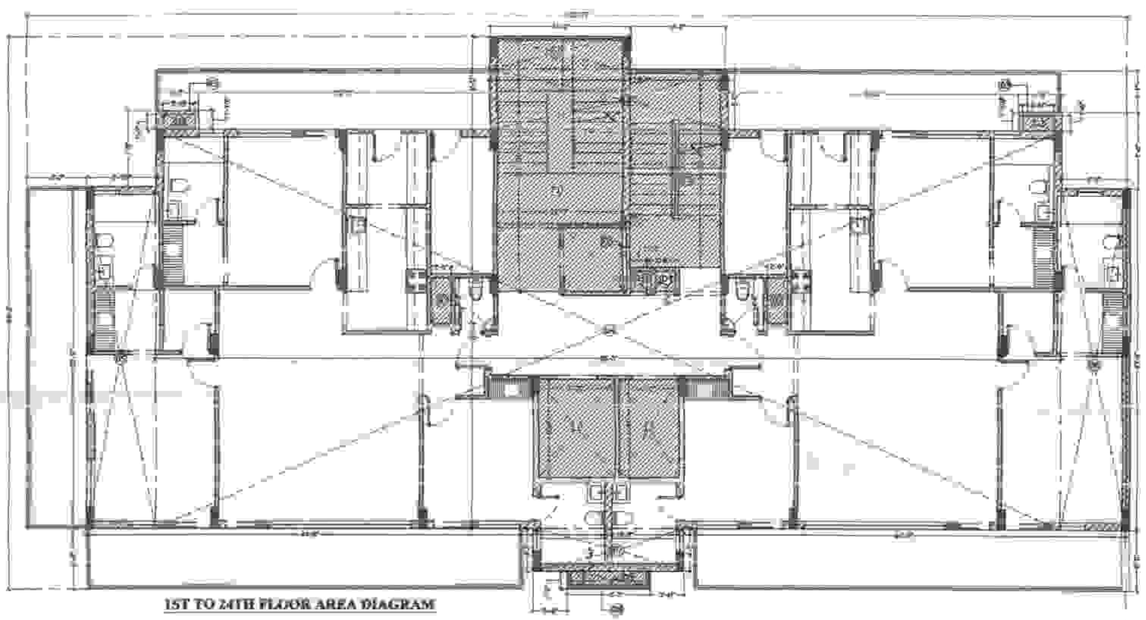

1ST TO 24TH FLOOR AREA DIAGRAM

COVERED AREA STATEMENT								
STILT FLOOR F.A.R. AREA STATEMENT								
DESCRIPTION	(L)		(W)		(NOS.)		TOTAL	UNIT
AREA OF RECTANGLE - 01	14.000	x	3.125	x	1	=	43.750	sq.ft.
AREA OF RECTANGLE - 02	23.750	x	30.250	x	1	=	718.438	sq.ft.
AREA OF RECTANGLE - 03	4.375	x	1.125	x	1	=	4.922	sq.ft.
AREA OF RECTANGLE - 04	15.000	x	10.625	x	1	=	159.375	sq.ft.
AREA OF DUCT-D1	2.750	x	5.250	x	2	=	28.875	sq.ft.
AREA OF DUCT-D2	4.250	x	2.625	x	2	=	22.313	sq.ft.
AREA OF DUCT-D3	8.250	x	2.500	x	1	=	20.625	sq.ft.
TOTAL						=	998.297	sq.ft
F.A.R. AREA OF STILT FLOOR						=	**998.297**	**sq.ft.**
TYPICAL FLOOR AREA STATEMENT (1ST TO 24TH FLOOR)								
DESCRIPTION	(L)		(W)		(NOS.)		TOTAL	UNIT
AREA OF RECTANGLE - 01	14.000	x	3.125	x	1	=	43.750	sq.ft.
AREA OF RECTANGLE - 02	23.750	x	6.000	x	1	=	142.500	sq.ft
AREA OF RECTANGLE - 03	4.250	x	1.875	x	2	=	15.938	sq.ft.
AREA OF RECTANGLE - 04	90.250	x	39.375	x	1	=	3553.594	sq.ft.
AREA OF RECTANGLE - 05	8.875	x	33.750	x	1	=	299.531	sq.ft
AREA OF RECTANGLE - 06	6.500	x	33.750	x	1	=	219.375	sq.ft.
AREA OF RECTANGLE - 07	15.000	x	4.250	x	1	=	63.750	sq.ft.
AREA OF RECTANGLE - 08	8.250	x	1.750	x	1	=	14.438	sq.ft.
TOTAL						=	4285.375	sq.ft.
DEDUCTION AREA								
AREA OF DUCT-D1	2.000	X	4.500	X	2	=	18.000	SQ.FT.
AREA OF DUCT-D2	3.125	X	1.500	X	2	=	9.375	SQ.FT
AREA OF DUCT-D3	1.625	X	2.000	X	1	=	3.250	SQ.FT.
AREA OF DUCT-D4	2.500	X	2.000	X	1	=	5.000	SQ.FT
AREA OF DUCT-D5	7.500	X	1.375	X	1	=	10.313	SQ.FT.
AREA OF LIFT-L1	7.875	X	9.750	X	1	=	76.828	SQ.FT
AREA OF LIFT-L2	6.000	X	9.750	X	1	=	58.500	SQ.FT.
AREA OF FIRE ESCAPE-F1	12.500	X	24.625	X	1	=	307.813	SQ.FT.
AREA OF FIRE ESCAPE-F2	0.375	X	6.250	X	1	=	2.344	SQ.FT
AREA OF FIRE ESCAPE-F3	9.000	X	19.125	X	1	=	172.125	SQ.FT
TOTAL							**661.063**	**sq.ft.**
TOTAL AREA OF SINGLE FLOOR	**4285.375**	**-**	**661.063**			=	**3624.313**	**sq.ft.**
NO.S OF FLAT ON FLOOR	2.000							
SINGLE FLAT AREA	3624.313	/	2.000			=	1812.16	sq.ft.
TOTAL NO.S OF FLOOR	5+26							
AREA OF STILT FLOOR						=	998.297	sq.ft.
AREA OF 1ST FLOOR						=	3624.313	sq.ft.
AREA OF 2ND TO 24TH FLOOR	3624.313	X	23.000			=	83359.187	sq.ft.
AREA OF 25TH & 26TH FLOOR (DUPLEX HOUSE)						=	6043.944	sq.ft.
TOTAL F.A.R. AREA OF BLDGS (STILT FLOOR + 1ST FLOOR +2ND TO 24TH FLOOR + (25TH & 26TH FLOOR DUPLEX HOUSE)						=	**94025.735**	**sq.ft.**

PROJECT:
PROPOSED GROUP HOUSING "HORIZON BELMONT" BY: HORIZON BETA STRUCTURE & DEVELOPERS PVT. LTD. SEC.-58, G.A.S. NARSAR.

TITLE:
BLDG(G+28) (5+26) SBHB
STILT FLOOR F.A.R. AREA & 1ST TO 24TH FLOOR F.A.R AREA DIAGRAM

ARCHITECT | OWNER

ARCHITECT:
A + D Studio

ACCEPTANCE

CO-OWNER: TIRTH FLOOR, SEC. 54 G.

SIGN:

SCALE: NTS

DRG. NO. -45

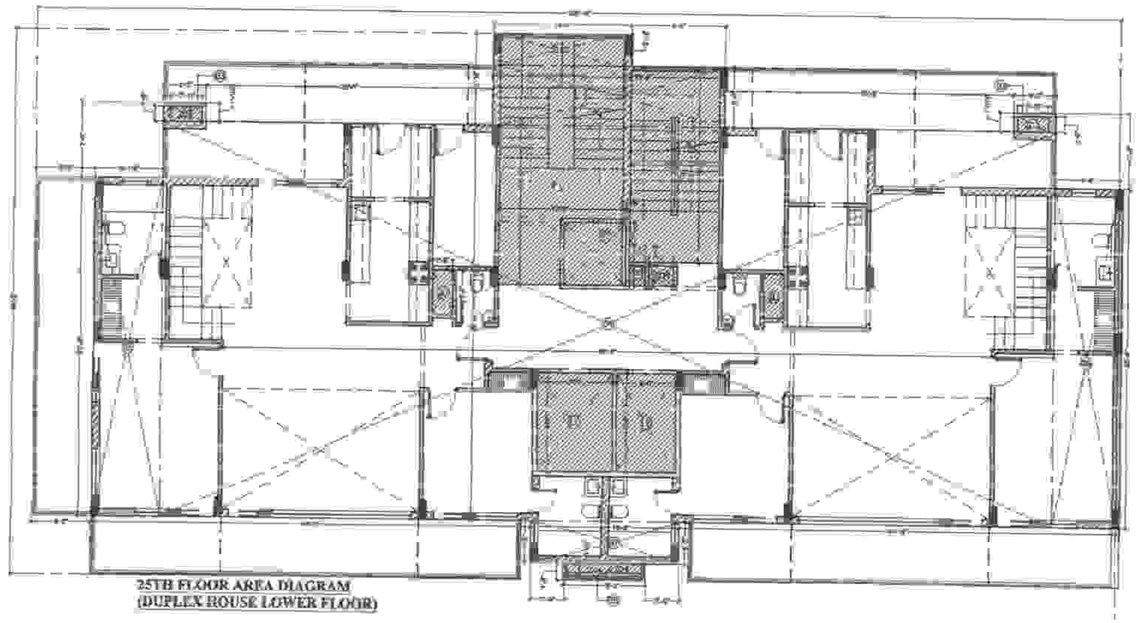

25TH FLOOR AREA DIAGRAM
(DUPLEX HOUSE LOWER FLOOR)

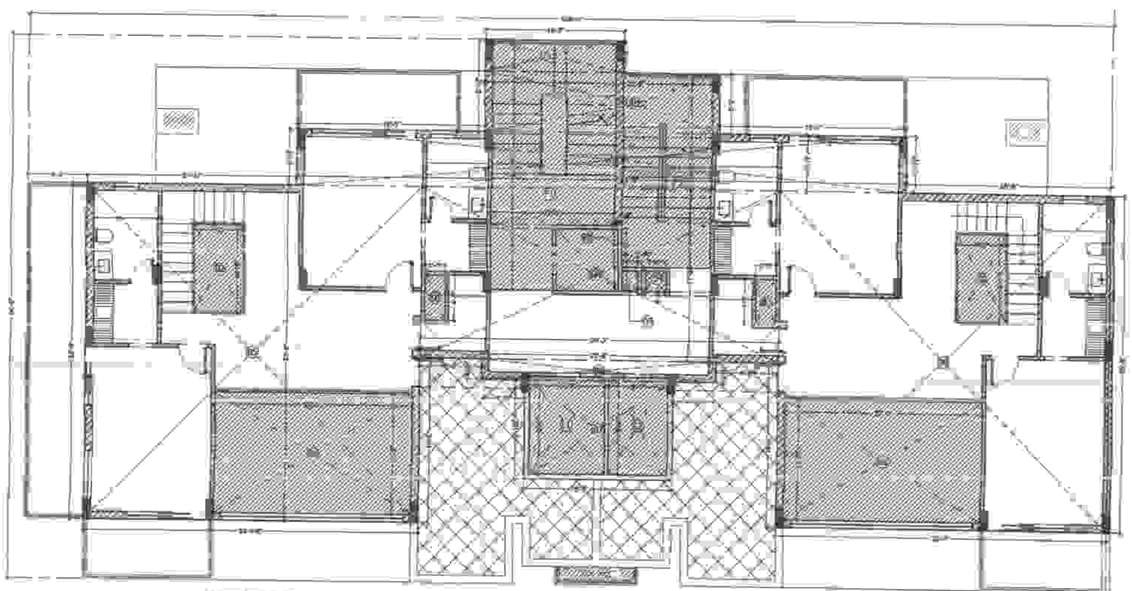

26TH FLOOR AREA DIAGRAM
(DUPLEX HOUSE UPPER FLOOR)

25TH FLOOR (DUPLEX HOUSE LOWER FLOOR) AREA STATEMENT								
DESCRIPTION	(L)	x	(W)	x	(NOS)	=		
AREA OF RECTANGLE - 01	14.000	x	3.125	x	1	=	43.750	sq.ft.
AREA OF RECTANGLE - 02	23.500	x	6.000	x	1	=	141.000	sq.ft.
AREA OF RECTANGLE - 03	4.250	x	1.875	x	2	=	15.938	sq.ft.
AREA OF RECTANGLE - 04	90.250	x	39.375	x	1	=	3553.594	sq.ft.
AREA OF RECTANGLE - 05	6.875	x	33.750	x	1	=	232.031	sq.ft.
AREA OF RECTANGLE - 06	6.500	x	33.750	x	1	=	219.375	sq.ft.
AREA OF RECTANGLE - 07	15.000	x	4.250	x	1	=	63.750	sq.ft.
AREA OF RECTANGLE - 08	8.250	x	1.750	x	1	=	14.438	sq.ft.
TOTAL						=	4283.875	sq.ft.
DEDUCTION AREA								
AREA OF DUCT-01	2.000	X	4.500	X	2	=	18.000	SQ.FT.
AREA OF DUCT-02	3.125	X	1.500	X	2	=	9.375	SQ.FT.
AREA OF DUCT-03	1.625	X	2.000	X	1	=	3.250	SQ.FT.
AREA OF DUCT-04	2.500	X	2.000	X	1	=	5.000	SQ.FT.
AREA OF DUCT-05	7.500	X	3.375	X	1	=	30.313	SQ.FT.
AREA OF LIFT-L1	7.625	X	9.750	X	1	=	74.344	SQ.FT.
AREA OF LIFT-L2	6.000	X	9.750	X	1	=	58.500	SQ.FT.
AREA OF FIRE ESCAPE-F1	12.500	X	24.625	X	1	=	307.813	SQ.FT.
AREA OF FIRE ESCAPE-F2	0.375	X	6.250	X	1	=	2.344	SQ.FT.
AREA OF FIRE ESCAPE-F3	9.000	X	19.125	X	1	=	172.125	SQ.FT.
TOTAL						=	661.063	sq.ft.
TOTAL AREA OF 25TH FLOOR (DUPLEX HOUSE LOWER FLOOR)	4283.875	-	661.063			=	3622.813	sq.ft.

25TH FLOOR (DUPLEX HOUSE UPPER FLOOR) AREA STATEMENT								
AREA OF RECTANGLE - 01	14.000	x	3.125	x	1	=	43.750	sq.ft.
AREA OF RECTANGLE - 02	23.725	x	6.000	x	1	=	142.350	sq.ft.
AREA OF RECTANGLE - 03	61.750	x	5.625	x	1	=	347.344	sq.ft.
AREA OF RECTANGLE - 04	90.750	x	37.250	x	1	=	3379.313	sq.ft.
AREA OF RECTANGLE - 05	33.875	x	33.750	x	1	=	1143.281	sq.ft.
AREA OF RECTANGLE - 06	23.750	x	2.125	x	1	=	50.469	sq.ft.
AREA OF RECTANGLE - 07	15.000	x	9.875	x	1	=	148.125	sq.ft.
AREA OF RECTANGLE - 08	33.500	x	33.750	x	1	=	1130.625	sq.ft.
TOTAL						=	3631.256	sq.ft.
DEDUCTION AREA								
AREA OF DUCT-01	2.000	X	4.500	X	2	=	18.000	SQ.FT.
AREA OF DUCT-03	1.625	X	2.000	X	1	=	3.250	SQ.FT.
AREA OF DUCT-03	2.500	X	2.000	X	1	=	5.000	SQ.FT.
AREA OF LIFT-L1	7.625	X	9.750	X	1	=	74.344	SQ.FT.
AREA OF LIFT-L2	6.000	X	9.750	X	1	=	58.500	SQ.FT.
AREA OF FIRE ESCAPE-F1	12.500	X	24.625	X	1	=	307.813	SQ.FT.
AREA OF FIRE ESCAPE-F2	0.375	X	6.250	X	1	=	2.344	SQ.FT.
AREA OF FIRE ESCAPE-F3	9.000	X	19.125	X	1	=	172.125	SQ.FT.
AREA OF CUT-OUT-C1	20.000	X	12.000	X	2	=	480.000	SQ.FT.
AREA OF CUT-OUT-C2	5.000	X	8.875	X	2	=	88.750	SQ.FT.
TOTAL						=	1210.125	sq.ft.
TOTAL AREA OF 25TH FLOOR (DUPLEX HOUSE UPPER FLOOR)	3631.256	-	1210.125			=	2421.131	sq.ft.
TOTAL AREA OF DUPLEX HOUSE	3622.813	+	2421.131			=	6043.944	sq.ft.

PROJECT :
PROPOSED GROUP HOUSING
"HORIZON RESIDENCY" BY
HORIZON INFRA STRUCTURE & DEVELOPERS PVT. LTD.
SEC. 18 , G.N.I.D. NAGAR

TITLE :
BLOCK-25 (G+26) and
25TH & 26TH FLOOR
(DUPLEX HOUSE F.A.U. AREA DETAIL)

ARCHITECT :
A. V. D. Studio

SCALE : NTS

DRG. NO. :-46

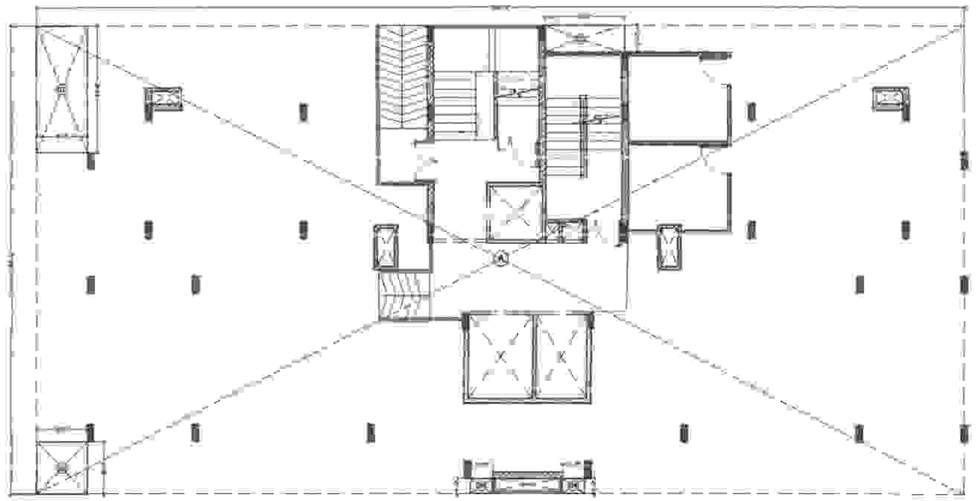

GROUND COVERAGE AREA DIAGRAM

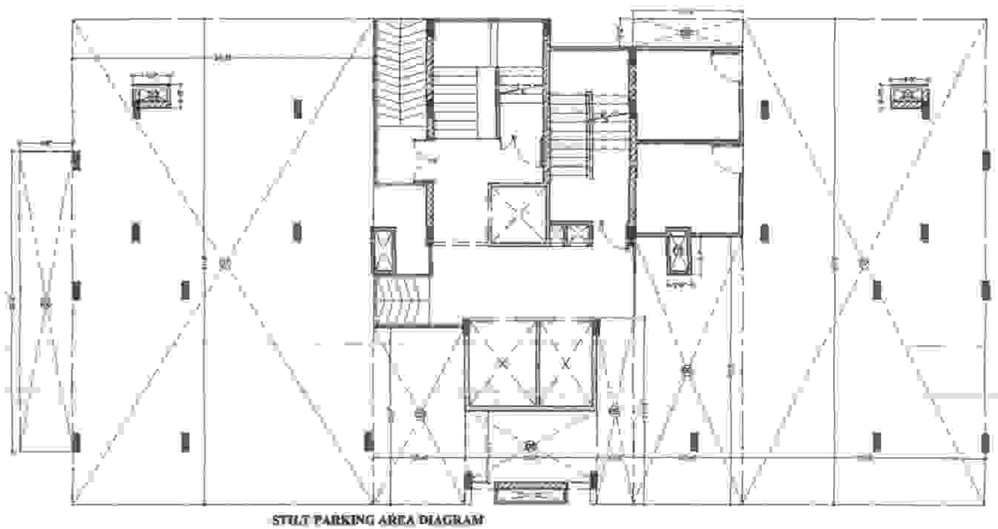

STILT PARKING AREA DIAGRAM

GROUND COVERAGE AREA STATEMENT								
DESCRIPTION	(L)		(W)		(NOS.)		TOTAL	UNIT
AREA RECTANGLE - A	109.625	x	54.500	x	1	=	5974.563	sq.ft.
DEDUCTION AREA								
AREA OF RECTANGLE - 01	6.000	x	14.750	x	1	=	88.500	sq.ft.
AREA OF RECTANGLE - 02	9.375	x	3.125	x	1	=	29.297	sq.ft.
AREA OF RECTANGLE - 03	6.000	x	6.000	x	1	=	36.000	sq.ft.
AREA OF RECTANGLE - 04	2.625	x	1.750	x	2	=	9.188	sq.ft.
	TOTAL					=	162.984	sq.ft.
TOTAL AREA AFTER DEDUCTION	5974.563	-	162.984			=	5811.578	sq.ft.

STILT PARKING AREA								
AREA OF RECTANGLE - 01	34.125	x	54.500	x	1	=	1859.813	sq.ft.
AREA OF RECTANGLE - 02	6.000	x	33.750	x	1	=	202.500	sq.ft.
AREA OF RECTANGLE - 03	10.375	x	20.000	x	1	=	207.500	sq.ft.
AREA OF RECTANGLE - 04	15.000	x	8.000	x	1	=	120.000	sq.ft.
AREA OF RECTANGLE - 05	4.125	x	21.125	x	1	=	87.141	sq.ft.
AREA OF RECTANGLE - 06	12.375	x	30.250	x	1	=	374.344	sq.ft.
AREA OF RECTANGLE - 07	27.625	x	54.500	x	1	=	1505.563	sq.ft.
AREA OF RECTANGLE - 08	12.500	x	3.125	x	1	=	39.063	sq.ft.
	TOTAL					=	4395.922	sq.ft.
DEDUCTION AREA								
DEDUCTION AREA DUCT- 01	2.750	x	4.250	x	1	=	11.688	sq.ft.
DEDUCTION AREA DUCT- 02	4.250	x	2.625	x	2	=	22.313	sq.ft.
	TOTAL					=	34.000	sq.ft.
AREA AFTER DEDUCTION	4395.922	-	34.00			=	4361.922	sq.ft.

PROJECT :-
PROPOSED GROUP HOUSING
SECTOR 88 / 89 A.B. NAGAR

TITLE :-
BLOCK-2B (G+20) 38HR
GROUND COVERAGE &
STILT PARKING AREA DIAGRAM

ARCHITECT | OWNER

SCALE : NTS | DRG. NO. : 48

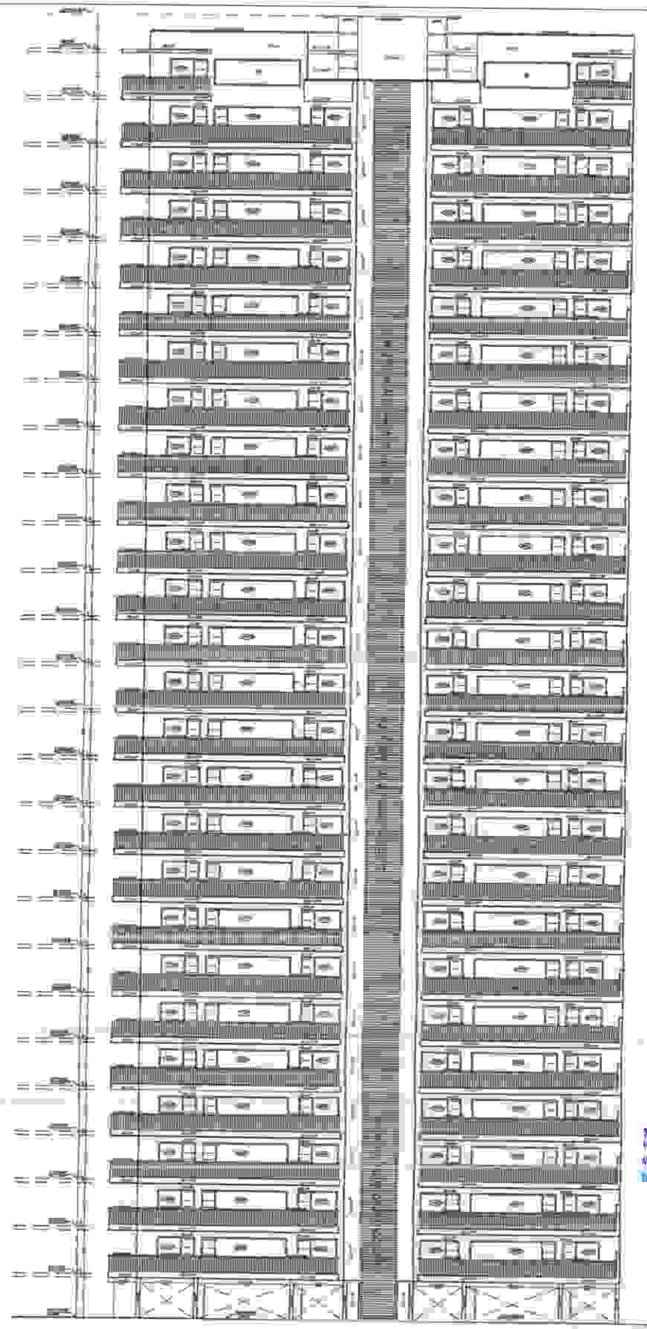

FRONT ELEVATION

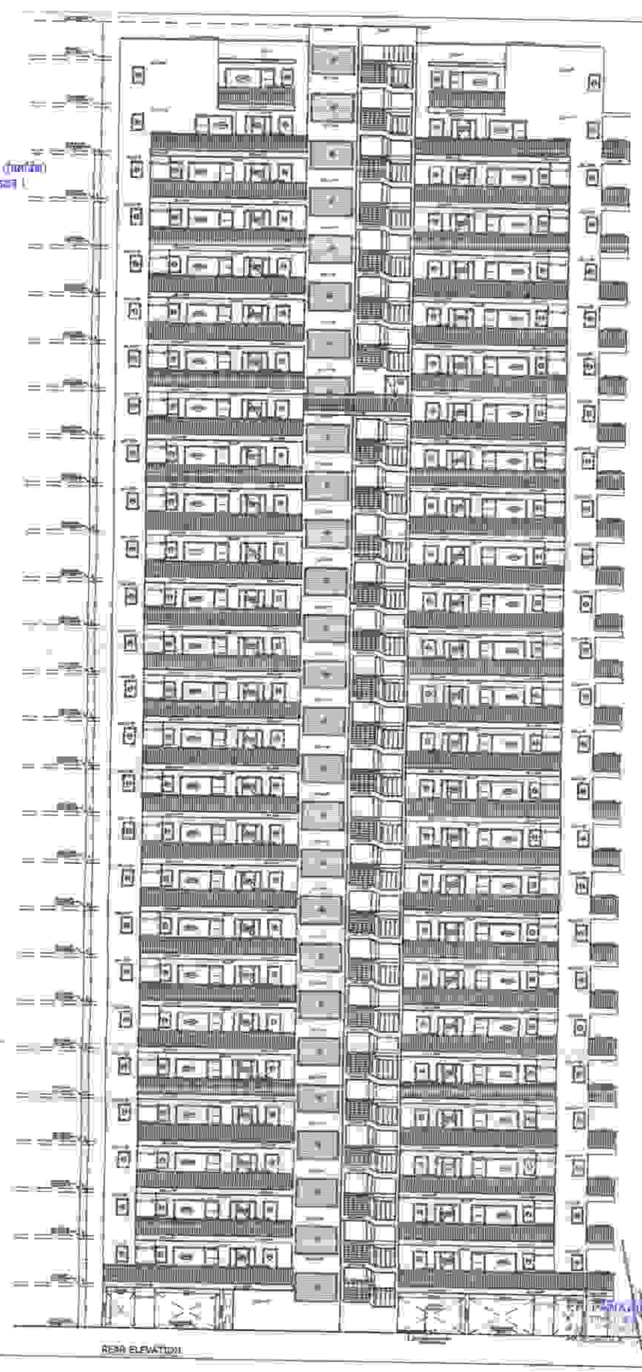

REAR ELEVATION

NOTE:-
-BUILDING IS FULLY SPRINKLED AS PER PROVISION OF NBC 2016.
-BUILDING IS VENTILATED WITH **HVAC** SYSTEM WITH 24 HOURS BACKUP.
-ALL WINDOWS HAVING ONE OPERABLE PANEL.

PROJECT:
PROPOSED GROUP HOUSING
"HORIZON ESTATE"
BY
HORIZON INFRA SOLUTIONS & DEVELOPERS PVT. LTD.
SEC.- 99 G.N.S. NAGAR

TITLE:-
BLOCK-B1 (G+20) 88 HIG
FRONT & REAR ELEVATION

OWNER

ARCHITECT:
A + D Studio

SCALE: NTS

DRG. NO :- A8

8



NOTE:-
-BUILDING IS FULLY SPRINKLED AS PER PROVISION OF NBC 2016
-BUILDING IS VENTILATED WITH HVAC SYSTEM WITH 24 HOURS BACKUP
-ALL WINDOWS HAVING ONE OPENABLE PANEL

D

E

F

PROJECT:-
PROPOSED GROUP HOUSING
"HORIZON BELMONEY" BY
HORIZON INFRA INFRASTRUCTURE & DEVELOPERS PVT. LTD
SEC.- 86 , S.A.S. NAGAR

TITLE:-
BLOCK-3B (W-28) 18TH
SECTION- 'A' & 'B'

ARCHITECT:
A + D Studio

Drawn:

SCALE : NTS

DRG. NO.:-51

8